

Greece NEW

Vs 1.0 Octobre 2018

Pierre GENETE

Manual & Instructions



Free scenery for Vehicle Simulator

Port of Syros

Content

Introduction	page 3
Scenery map	page 4
Installation	page 5
Destination ideas	page 6
Screenhots	page 7
Contact	page 8



Introduction

The scenery « Greece NEW Vs 1.0 » is a representation of the Aegean Sea and different Greek islands.



The realization began in September 2017, and a year later, the version 1.0 is available.

To make the scenery, I use objects already existing in other free maps, and I thank all those who put these objects at our disposal.

I use these generic objects, satellite photos and real digital nautical charts to place the objects on the map and try to achieve the most accurate possible port scenes.

The beacons and lighthouses are correctly positioned, their flashing frequency, their sector, and their colors of lights are respected.

When an object is not available, I make it with « Sketchup », it is precisely the case for maritime beacons and some lighthouses.

I hope you will enjoy using my scene "Greece NEW Vs1.0" ... See you soon with the next version.

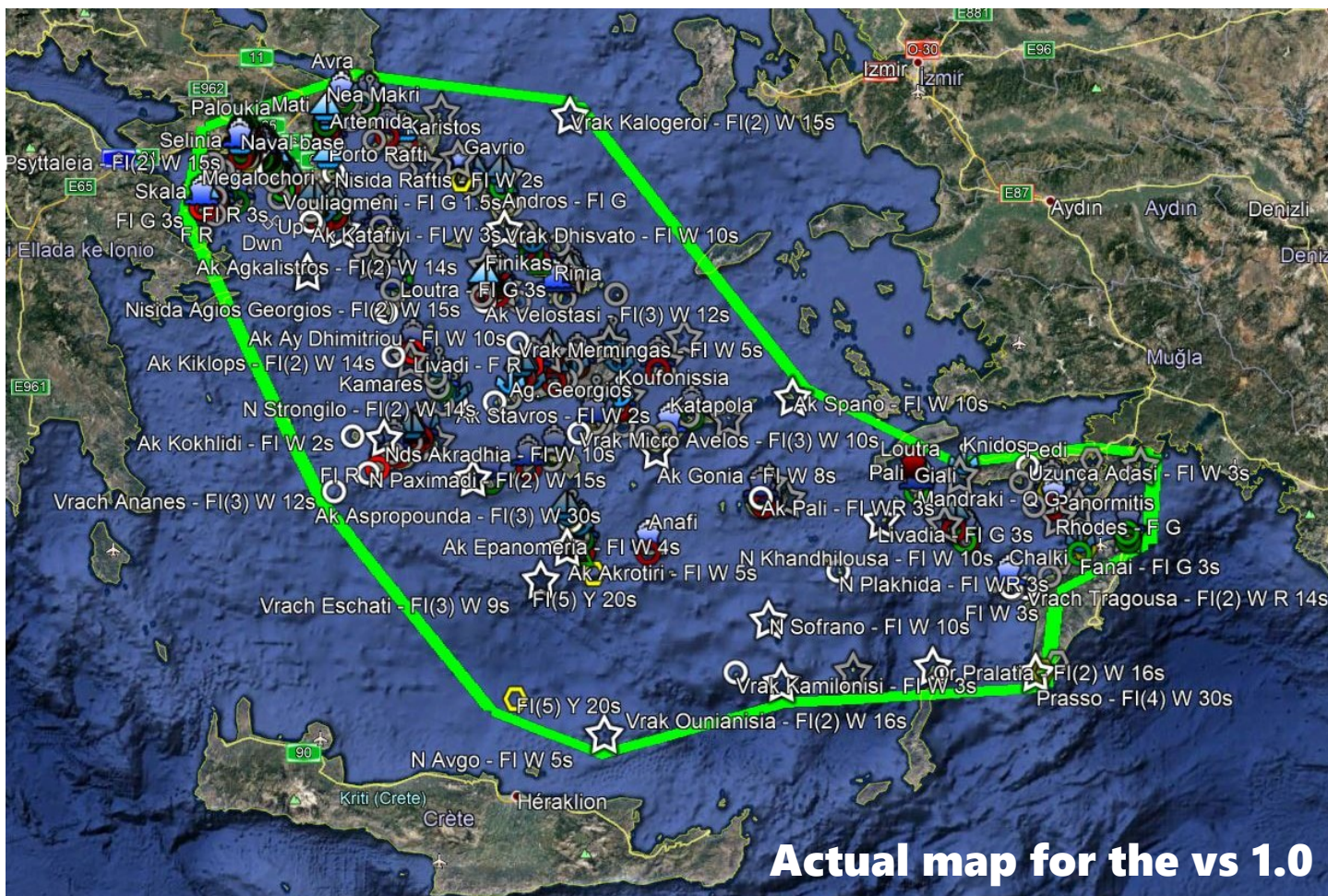
Scenery map

Surrounded by **green**, the map of the scenery « **Greece NEW Vs 1.0** », and in **purple**, the overall project.

On this map you will find all the ports, lighthouses, beacons, (with their features) present in the scenery.



To view the map of the scenery, open the Google Earth file "**Greece_NEW_Vs01**"



Installation

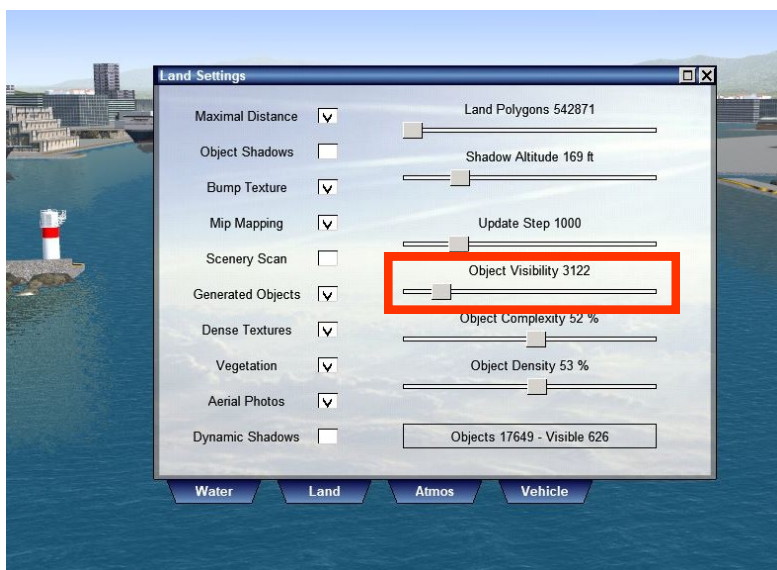
It's easy to install ...

- 1 Extract the files from the compressed folder**
- 2 Copy the file "Greece_NEW_Vs01" into the "scenery" folder of Vehicle Simulator.**
- 3 Copy all the files from the "Common" folder into the "Common" folder of Vehicle Simulator. (Refuse to copy existing files)**

That's all !

You can start Vehicle Simulator...

... and enjoy the scenery !



In some areas, the density and high number of objects can greatly reduce the fluidity of the screen. (low FPS !)

I advise you to reduce the number of objects visible in the "Graphics / Land" menu of VS.

Destination ideas

SUPER RUNNER in Rafina



MASTER JET in Mykonos



DODEKANISOS EXPRESS in Symi



HIGHSPEED 4 in Naxos



**ADAMENTIOS KORAIIS
In Folegandros**



BLUE STAR DELOS in Santorini



MARMARI EXPRESS in Kea



BLUE STAR 1 in Rhodos



FD ZEUS from Aegina to Pireas



HELLENIC MASTER in Perama




Screenshots



Marmari




Rafina



Rodhos



Symi



Santorini



Pireas



Lavrio



Mykonos

Contact

If you want to contact me for informations, for a particular request, a problem, or to offer me your help in the realization of this project "Greece NEW", you can write to me at the following e-mail address:

peter.genete@gmail.com

I will do my best to answer you quickly and provide answers to your questions.

Thank you and see you soon for the next version.

Pierre GENETE

